



ECO FRIENDLY FAUCETS AND SOAP DISPENSERS



CUIDA DE TI, CUIDA DEL AGUA



KASSEL SANITÄR SL is committed to the environment.



The awareness and importance of water saving and conservation has increased in recent decades. Many countries promote sustainable water consumption and propose measures for rational water use.



KASSEL SANITÄR, aware of these needs, offers efficient solutions for sanitary products: water and energy saving with no impact to user comfort, well designed and high quality products,



Based on infrared sensor technology (Contact Free) or piezoelectric (Touch), Kassel products suit the needs of industries like health centers, hospitals, hotels, shopping centers, restaurants, airports, gyms and offices, among others. Offering a wide range of solutions for sinks, toilets, urinals and showers, specially designed to accommodate locations where hygiene requirements, savings, convenience and safety are highly important. Kassel also develops products for the residential sector, combining new technologies and providing the user a sense of comfort and elegance without neglecting saving and rational use of water and energy.



All Kassel products are specially designed to help save and conserve our most precious resource: water.

---



MIRANDA R FAUCET AND SOAP DISPENSER

# MIRANDA R SOAP DISPENSER

KSL00920

## DECK-MOUNTED TOUCH-FREE ELECTRONIC SOAP DISPENSER FOR NON-PROPRIETARY LIQUID SOAP

### FEATURES:

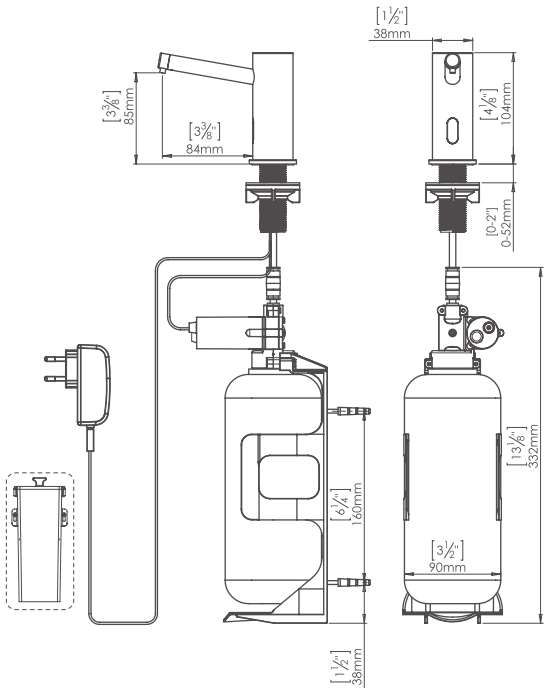
- 100% Heavy duty one piece brass body
- IR sensor
- Peristaltic pump

### OPTIONS:

- One (1) liter soap bottle
- Five (5) liter soap tank
- Multiple soap dispensers installation (up to six (6) dispensers) with a single five (5) liter tank
- Matching IR operated faucet
- Remote control

### ADVANTAGES:

- Drastically reduces soap consumption
- Cross contamination protection - no physical contact
- Clog and backflow prevention - with designated peristaltic pump
- Accurate soap dosage - adjustable by remote control
- Maximized savings - can be used with any non-proprietary soap
- Easy to install and refill
- Anti-rotation pin for extra robustness at heavy duty locations



### TECHNICAL DATA

Installation	Deck Mounted
Material	Chrome plated brass
Soap dosage	Configured. Four different soap dosages can be set using the remote control
Power source options	<ul style="list-style-type: none"><li>• Battery box for 6 D 1.5 V Alkaline batteries</li><li>• 12 V transformer</li></ul>

MIRANDA R EXTRA SOAP DISPENSER

KSL00980

DECK-MOUNTED TOUCH-FREE ELECTRONIC SOAP DISPENSER FOR NON-PROPRIETARY LIQUID SOAP

FEATURES:


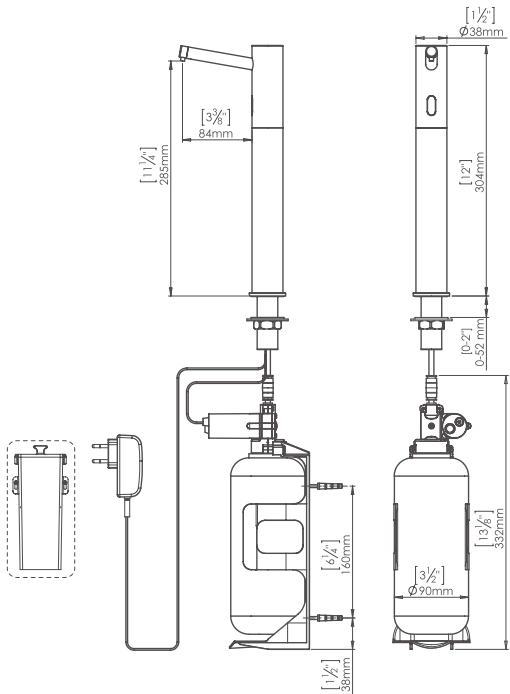
- 100% Heavy duty brass body
- IR sensor
- Peristaltic pump

OPTIONS:

- One (1) liter soap bottle
- Five (5) liter soap tank
- Multiple soap dispensers installation (up to six (6) dispensers with a single five (5) liter tank
- Matching IR operated faucet
- Remote control

ADVANTAGES:

- Drastically reduces soap consumption
- Cross contamination protection - no physical contact
- Clog and backflow prevention - with designated peristaltic pump
- Accurate soap dosage - adjustable by remote control
- Maximized savings - can be used with any non-proprietary soap
- Easy to install and refill



TECHNICAL DATA	
Installation	Deck Mounted. Tall version for counter top sink
Material	Chrome plated brass
Soap dosage	Configured. Four different soap dosages can be set using the remote control
Power source options	<ul style="list-style-type: none"><li>• Battery box for 6 D 1.5 V Alkaline batteries</li><li>• 12 V transformer</li></ul>

MIRANDA R ESPUMA FOAM SOAP DISPENSER

KSL00986

DECK-MOUNTED TOUCH-FREE ELECTRONIC SOAP DISPENSER FOR NON-PROPRIETARY FOAMING SOAP

FEATURES:

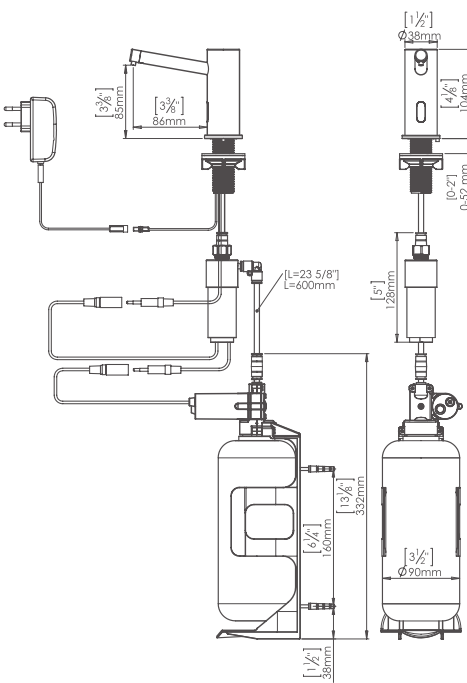
- 100% Heavy duty brass body
- IR sensor
- Peristaltic pump

OPTIONS:

- One (1) liter soap bottle
- Five (5) liter soap tank
- Multiple soap dispensers installation (up to six (6) dispensers with a single five (5) liter tank
- Matching IR operated faucet
- Tall versions for counter top sinks.
- Remote control

ADVANTAGES:

- 100% Heavy duty one piece brass body
- Drastically reduces soap consumption
- Cross contamination protection - no physical contact
- Clog and backflow prevention - with designated peristaltic pump
- Accurate soap dosage
- Adjustable Soap dosage and air or increased “foamability” - by remote control
- Maximized savings - can be used with any non-proprietary soap
- Easy to install and refill



TECHNICAL DATA	
Installation	Deck Mounted
Material	Chrome plated brass
Soap dosage	Configured. Soap dosage and air mix quantity can be changed using the remote control
Power source options	12 V transformer

MIRANDA R

KSL00160

DECK-MOUNTED TOUCH-FREE LAVATORY FAUCET  
FOR COLD OR PREMIXED WATER

FEATURES:

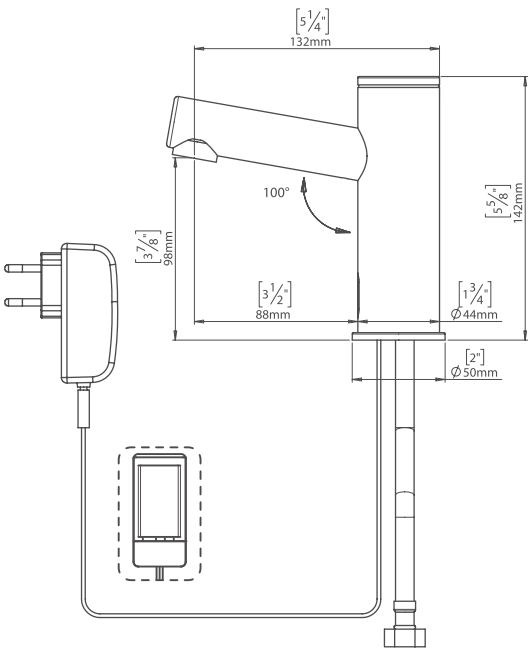
- 100% Heavy duty brass body
- IR sensor
- Low battery indicator

OPTIONS:

- Remote control

ADVANTAGES:

- Drastically reduces water consumption
- No physical contact. Helps to protect users against cross contamination
- Modern, uncompromisingly minimalistic with no disruptive elements
- Sensor settings adjustable by remote control
- Easy installation
- Internal solenoid valve
- Matching IR operated soap dispenser



TECHNICAL DATA	
Installation	Deck Mounted
Material	Chrome plated brass
Water temperature	Cold or premixed water
Connection	3/8" G hose. Female, filter included
Sensor range	Configured. Can be adjusted using the remote control
Flow restrictor	6 l/min. 1.89 l/min and other options available
Security time	The faucet will automatically shut off after a 90 seconds flow time has passed Adjustable with the remote control
Operating water pressure	0.5 - 8.0 bar
Power source options	• 9 V battery box • 9 V transformer

MIRANDA R DUO

KSL00165

DECK-MOUNTED TOUCH-FREE LAVATORY FAUCET  
WITH MIXER TO ADJUST THE TEMPERATURE

FEATURES:

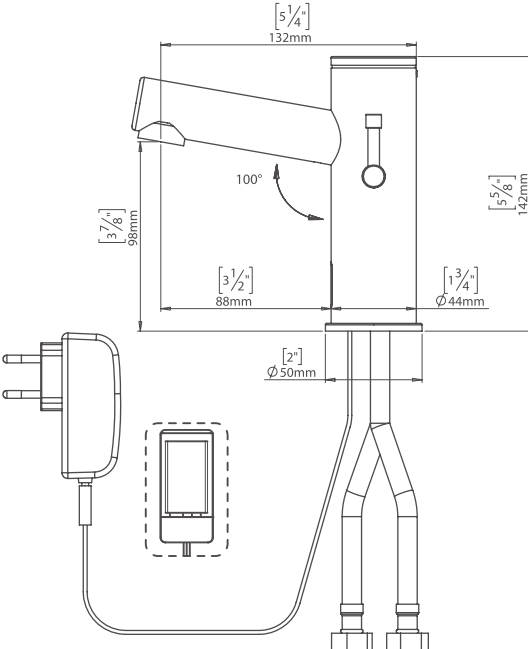
- 100% Heavy duty brass body
- For cold and hot water
- IR sensor
- Low battery indicator

OPTIONS:

- Remote control

ADVANTAGES:

- Drastically reduces water consumption
- No physical contact. Helps to protect users against cross contamination
- Modern, uncompromisingly minimalistic with no disruptive elements
- Sensor settings adjustable by remote control
- Easy installation
- Internal solenoid valve
- Matching IR operated soap dispenser



TECHNICAL DATA	
Installation	Deck Mounted
Material	Chrome plated brass
Water temperature	Cold and hot water
Connection	3/8" G hose. Female, filter included
Sensor range	Configured. Can be adjusted using the remote control
Flow restrictor	6 l/min. 1.89 l/min and other options available
Security time	The faucet will automatically shut off after a 90 seconds flow time has passed Adjustable with the remote control
Operating water pressure	0.5 - 8.0 bar
Power source options	• 9 V battery box • 9 V transformer

MIRANDA R EXTRA

KSL00166

DECK-MOUNTED TOUCH-FREE LAVATORY FAUCET  
TALL VERSION FOR COUNTER TOP WASHBASINS

FEATURES:

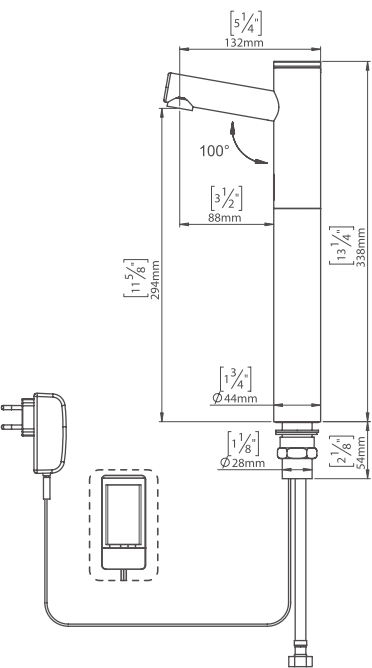
- 100% Heavy duty brass body
- IR sensor
- For cold or premixed water
- Low battery indicator

OPTIONS:

- Remote control

ADVANTAGES:

- Drastically reduces water consumption
- No physical contact. Helps to protect users against cross contamination
- Modern, uncompromisingly minimalistic with no disruptive elements
- Sensor settings adjustable by remote control
- Easy installation
- Internal solenoid valve
- Matching IR operated soap dispenser



TECHNICAL DATA	
Installation	Deck Mounted. Tall version for counter top sink
Material	Chrome plated brass
Water temperature	Cold or premixed water
Connection	3/8" G hose. Female, filter included
Sensor range	Configured. Can be adjusted manually or using the remote control
Flow restrictor	6 l/min. 1.89 l/min and other options available
Security time	The faucet will automatically shut off after a 90 seconds flow time has passed Adjustable with the remote control
Operating water pressure	0.5 - 8.0 bar
Power source options	• 9 V battery box • 9 V transformer

MIRANDA R DUO EXTRA

KSL00167

DECK-MOUNTED TOUCH-FREE LAVATORY FAUCET WITH MIXER TO ADJUST THE  
TEMPERATURE. TALL VERSION FOR COUNTER TOP WASHBASINS

FEATURES:

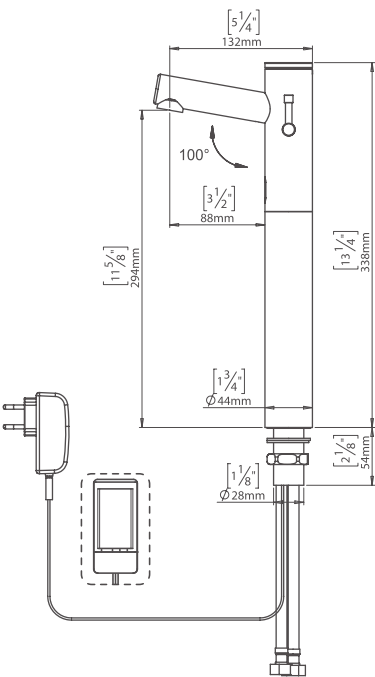
- 100% Heavy duty brass body
- IR sensor
- Low battery indicator

OPTIONS:

- Remote control

ADVANTAGES:

- Drastically reduces water consumption
- No physical contact. Helps to protect users against cross contamination
- Modern, uncompromisingly minimalistic with no disruptive elements
- Sensor settings adjustable by remote control
- Easy installation
- Internal solenoid valve
- Matching IR operated soap dispenser



TECHNICAL DATA	
Installation	Deck Mounted. Tall version for counter top sink
Material	Chrome plated brass
Water temperature	Cold and hot water
Connection	3/8" G hose. Female, filter included
Sensor range	Configured. Can be adjusted manually or using the remote control
Flow restrictor	6 l/min.
Security time	The faucet will automatically shut off after 90" flow time has passed. Adjustable with remote control
Operating water pressure	0.5 - 8.0 bar
Power source options	• 9 V battery box • 9 V transformer



BAIONA SOAP DISPENSER

KSL00925

DECK-MOUNTED TOUCH-FREE ELECTRONIC SOAP DISPENSER FOR NON-PROPRIETARY LIQUID SOAP

FEATURES:

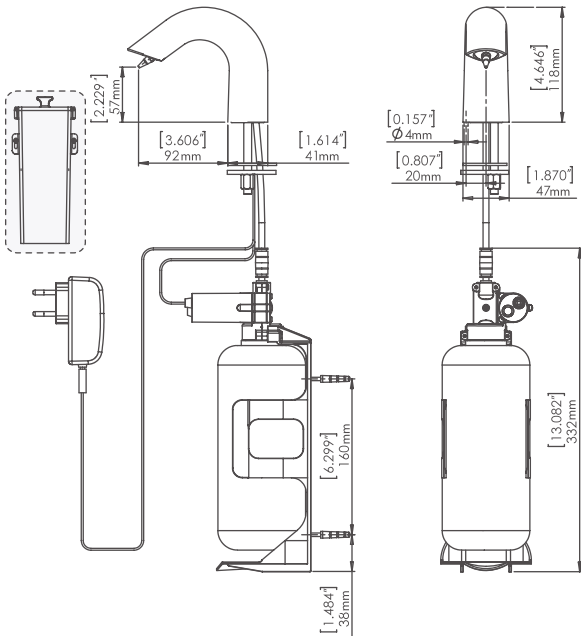
- 100% Heavy duty one piece brass body
- IR sensor at dispenser spout
- Anti rotation pin
- Peristaltic pump

OPTIONS:

- One (1) liter soap bottle
- Five (5) liter soap tank
- Multiple soap dispensers installation (up to six (6) dispensers) with a single five (5) liter tank
- Matching IR operated faucet
- Remote control

ADVANTAGES:

- Drastically reduces soap consumption
- Cross contamination protection - no physical contact
- Clog and backflow prevention - with designated peristaltic pump
- Accurate soap dosage - adjustable by remote control
- Maximized savings - can be used with any non-proprietary soap
- Easy to install and refill
- Ideal for heavy traffic locations
- Anti-rotation pin for extra robustness at heavy duty locations



TECHNICAL DATA	
Installation	Deck Mounted
Material	Chrome plated brass
Soap dosage	Configured. Four different soap dosages can be set using the remote control
Power source options	<ul style="list-style-type: none"><li>• Battery box for 6 D 1.5 V Alkaline batteries</li><li>• 12 V transformer</li></ul>

BAIONA ESPUMA SOAP DISPENSER

KSL00932

DECK-MOUNTED TOUCH-FREE ELECTRONIC SOAP DISPENSER FOR NON-PROPRIETARY FOAMING SOAP

FEATURES:

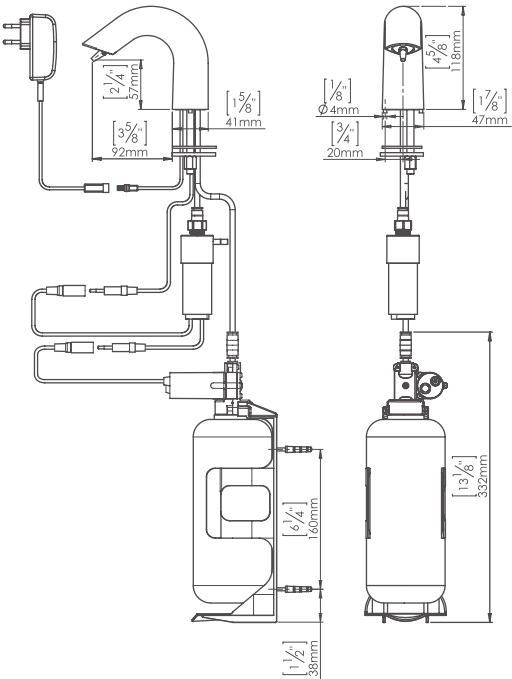
- 100% Heavy duty one piece brass body
- IR sensor at dispenser spout
- Anti rotation pin
- Peristaltic pump

OPTIONS:

- One (1) liter soap bottle
- Five (5) liter soap tank
- Multiple soap dispensers installation (up to six (6) dispensers) with a single five (5) liter tank
- Matching IR operated faucet
- Remote control

ADVANTAGES:

- Drastically reduces soap consumption
- Cross contamination protection - no physical contact
- Clog and backflow prevention - with designated peristaltic pump
- Adjustable Soap and air dosage for increased “foamability” - by remote control
- Maximized savings - can be used with any non-proprietary soap
- Easy to install and refill
- Ideal for heavy traffic locations



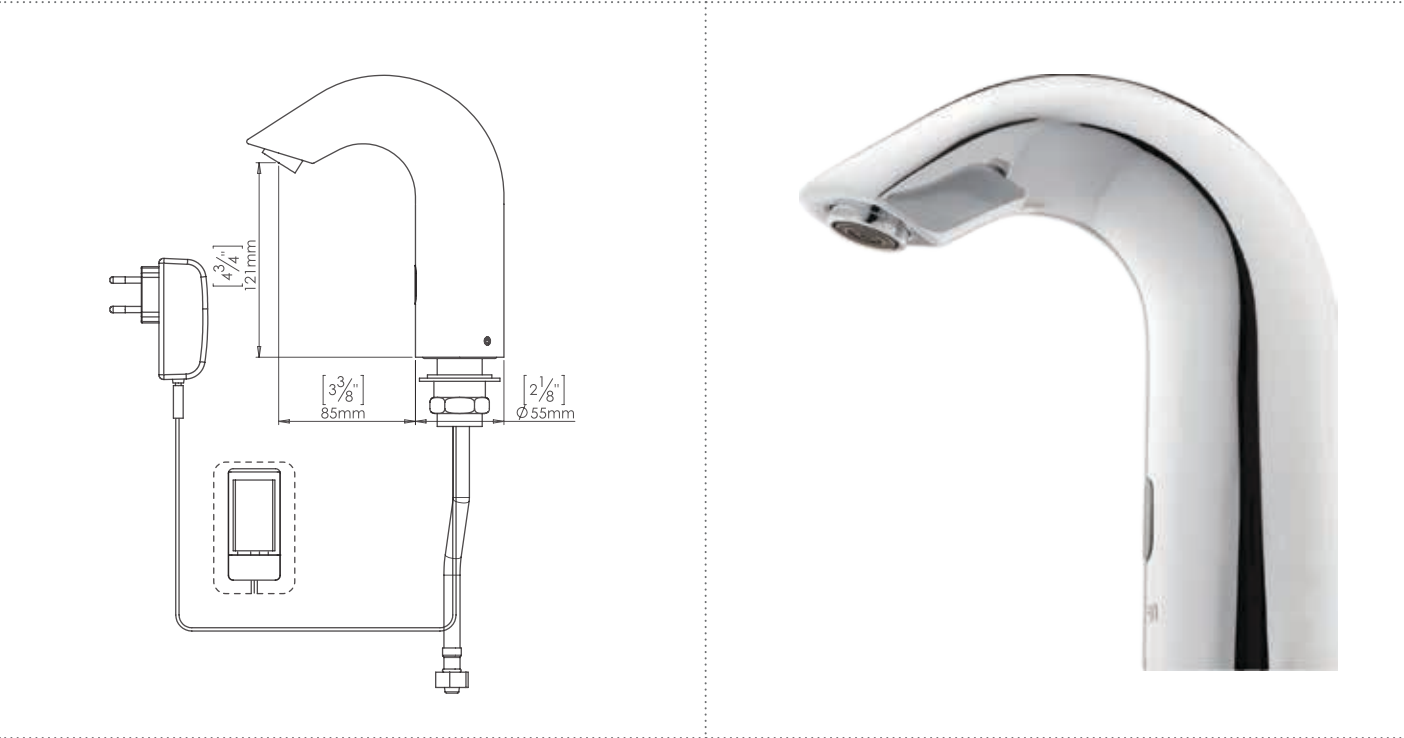
TECHNICAL DATA	
Installation	Deck Mounted
Material	Chrome plated brass
Soap dosage	Configured. Soap and air mix quantity can be changed using the remote control
Power source options	12 V transformer

DECK-MOUNTED TOUCH-FREE LAVATORY FAUCET  
FOR COLD OR PREMIXED WATER

- FEATURES:**

  - 100% Heavy duty brass body
  - IR sensor
  - Low battery indicator
- ADVANTAGES:**

  - Drastically reduces water consumption
  - No physical contact. Helps to protect users against cross contamination
  - Sensor settings adjustable by remote control
  - Easy installation
  - Internal solenoid valve
  - Matching IR operated soap dispenser



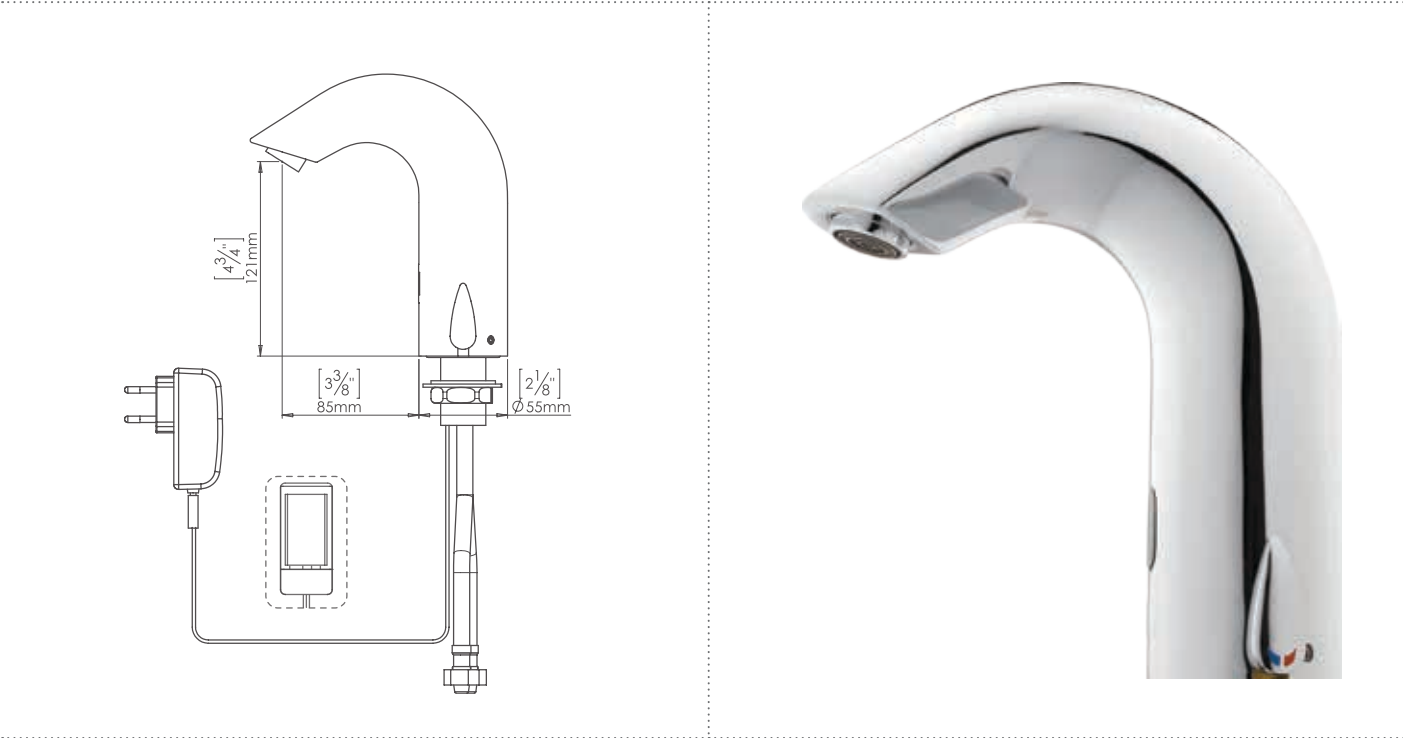
TECHNICAL DATA	
Installation	Deck Mounted
Material	Chrome plated brass
Water temperature	Cold or premixed water
Connection	3/8" G hose. Female, filter included
Sensor range	Configured. Can be adjusted manually or using the remote control
Flow restrictor	6 l/min. 1.89 l/min and other options available
Security time	The faucet will automatically shut off after a 90 seconds flow time has passed Adjustable with the remote control
Operating water pressure	0.5 - 8.0 bar
Power source options	<ul style="list-style-type: none"><li>• 9V battery box</li><li>• 9V transformer</li></ul>

DECK-MOUNTED TOUCH-FREE LAVATORY FAUCET  
WITH MIXER TO ADJUST THE TEMPERATURE

- FEATURES:**

  - 100% Heavy duty brass body
  - IR sensor
  - Low battery indicator
- ADVANTAGES:**

  - Drastically reduces water consumption
  - No physical contact. Helps to protect users against cross contamination
  - Sensor settings adjustable by remote control
  - Easy installation
  - Internal solenoid valve
  - Matching IR operated soap dispenser



TECHNICAL DATA	
Installation	Deck Mounted
Material	Chrome plated brass
Water temperature	Cold and hot water
Connection	3/8" G hose. Female, filter included
Sensor range	Configured. Can be adjusted manually or using the remote control
Flow restrictor	6 l/min. 1.89 l/min and other options available
Security time	The faucet will automatically shut off after a 90 seconds flow time has passed Adjustable with the remote control
Operating water pressure	0.5 - 8.0 bar
Power source options	<ul style="list-style-type: none"><li>• 9V battery box</li><li>• 9V transformer</li></ul>



ALAMO SOAP DISPENSER

KSL00915

DECK-MOUNTED TOUCH-FREE ELECTRONIC SOAP DISPENSER FOR NON-PROPRIETARY LIQUID SOAP

FEATURES:

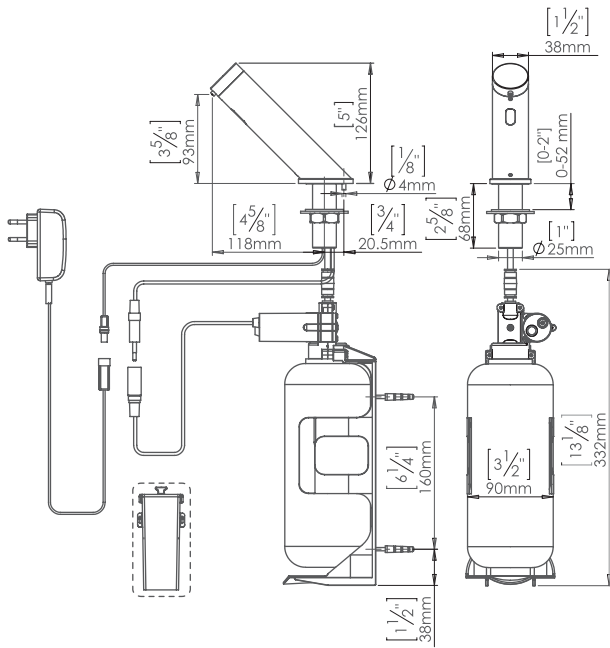
- 100% Heavy duty one piece brass body
- IR sensor
- Peristaltic pump

OPTIONS:

- One (1) liter soap bottle
- Five (5) liter soap tank
- Multiple soap dispensers installation (up to six (6) dispensers) with a single five (5) liter tank
- Matching IR operated faucet
- Remote control

ADVANTAGES:

- Drastically reduces soap consumption
- Cross contamination protection - no physical contact
- Clog and backflow prevention - with designated peristaltic pump
- Accurate soap dosage - adjustable by remote control
- Maximized savings - can be used with any non-proprietary soap
- Easy to install and refill
- Ideal for heavy traffic locations



TECHNICAL DATA	
Installation	Deck Mounted
Material	Chrome plated brass
Soap dosage	Configured. Four different soap dosages can be set using the remote control
Power source options	<ul style="list-style-type: none"><li>• Battery box for 6 D 1.5 V Alkaline batteries</li><li>• 12 V transformer</li></ul>

ALAMO

KSL00495

DECK-MOUNTED TOUCH-FREE LAVATORY FAUCET FOR COLD OR PREMIXED WATER

FEATURES:

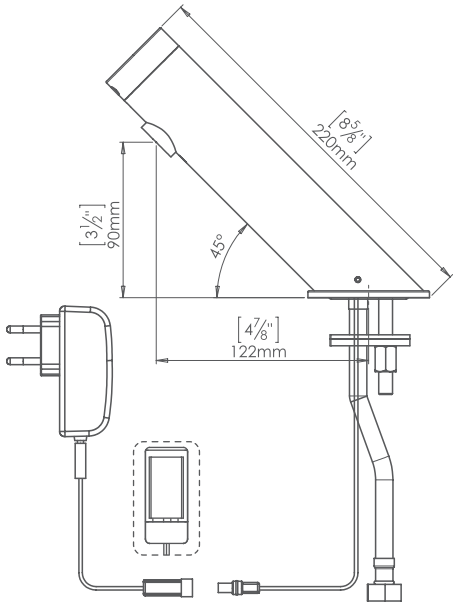
- 100% Heavy duty brass body
- IR sensor
- Low battery indicator

OPTIONS:

- Remote control

ADVANTAGES:

- Drastically reduces water consumption
- No physical contact. Helps to protect users against cross contamination
- Modern, uncompromisingly minimalistic with no disruptive elements
- Sensor settings adjustable by remote control
- Easy installation
- Internal solenoid valve
- Matching IR operated soap dispenser



TECHNICAL DATA	
Installation	Deck Mounted
Material	Chrome plated brass
Water temperature	Cold or premixed water
Connection	3/8" G hose. Female, filter included
Sensor range	Configured. Can be adjusted manually or using the remote control
Flow restrictor	6 l/min. 1.89 l/min and other options available
Security time	The faucet will automatically shut off after a 90 seconds flow time has passed Adjustable with the remote control
Operating water pressure	0.5 - 8.0 bar
Power source options	<ul style="list-style-type: none"><li>• 9 V internal battery</li><li>• 9 V battery box</li><li>• 9 V transformer</li></ul>

DECK-MOUNTED TOUCH-FREE LAVATORY FAUCET  
WITH MIXER TO ADJUST THE TEMPERATURE

FEATURES:

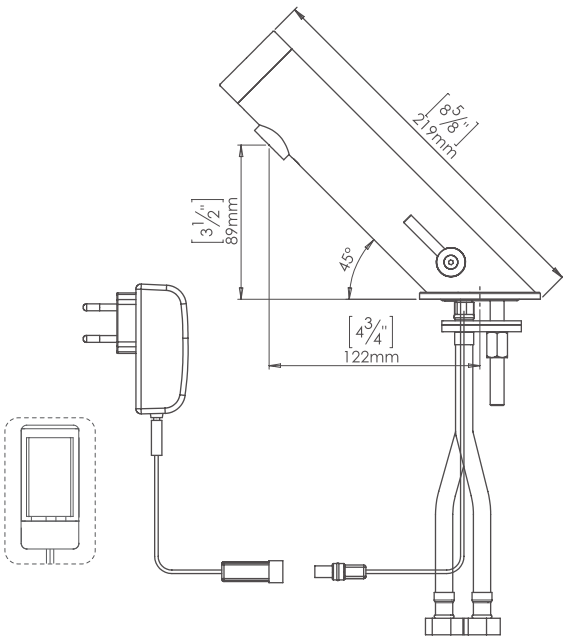
- 100% Heavy duty brass body
- IR sensor
- Low battery indicator

OPTIONS:

- Remote control

ADVANTAGES:

- Drastically reduces water consumption
- No physical contact. Helps to protect users against cross contamination
- Modern, uncompromisingly minimalistic with no disruptive elements
- Sensor settings adjustable by remote control
- Easy installation
- Internal solenoid valve
- Matching IR operated soap dispenser



TECHNICAL DATA	
Installation	Deck Mounted
Material	Chrome plated brass
Water temperature	Cold or premixed water
Connection	3/8" G hose. Female, filter included
Sensor range	Configured. Can be adjusted manually or using the remote control
Flow restrictor	6 l/min. 1.89 l/min and other options available
Security time	The faucet will automatically shut off after a 90 seconds flow time has passed Adjustable with the remote control
Operating water pressure	0.5 - 8.0 bar
Power source options	<ul style="list-style-type: none"><li>• 9V internal battery</li><li>• 9V battery box</li><li>• 9V transformer</li></ul>



RONDA SOAP DISPENSER

WALL-MOUNTED TOUCH-FREE ELECTRONIC SOAP DISPENSER FOR NON-PROPRIETARY LIQUID SOAP

FEATURES:

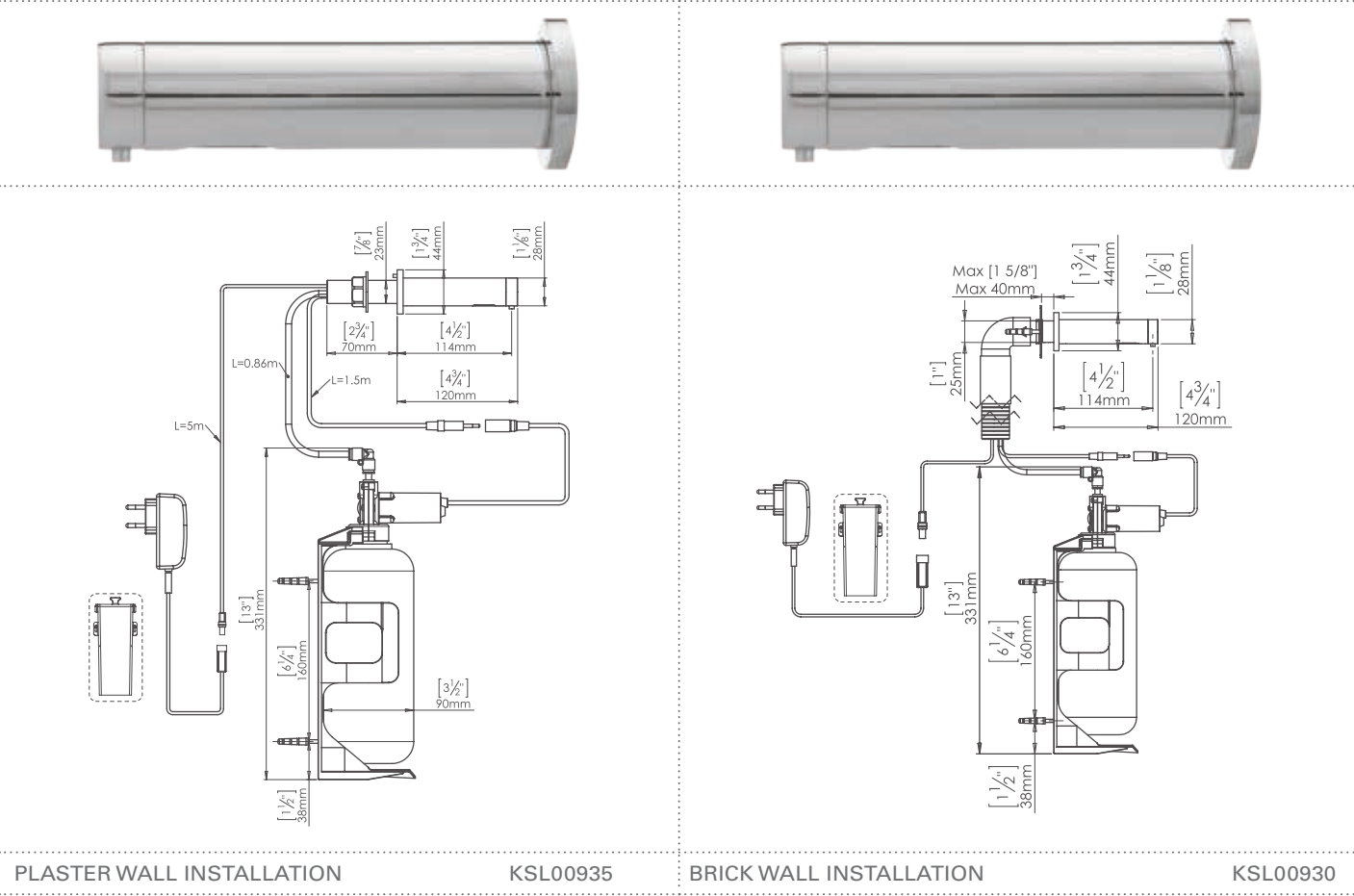
- 100% Heavy duty brass body
- IR sensor
- Peristaltic pump

OPTIONS:

- One (1) liter soap bottle
- Five (5) liter soap tank
- Multiple soap dispensers installation (up to six (6) dispensers) with a single five (5) liter tank
- Matching IR operated faucet
- Remote control

ADVANTAGES:

- Drastically reduces soap consumption
- Cross contamination protection - no physical contact
- Clog and backflow prevention - with designated peristaltic pump
- Accurate soap dosage - adjustable by remote control
- Maximized savings - can be used with any non-proprietary soap
- Easy to install and refill
- Ideal for heavy traffic locations



TECHNICAL DATA	
Installation	Wall Mounted
Material	Chrome plated brass
Soap dosage	Configured. Four different soap dosages can be set using the remote control
Power source options	<ul style="list-style-type: none"><li>• Battery box for 6 D 1.5 V Alkaline batteries</li><li>• 12 V transformer</li></ul>

RONDA ESPUMA SOAP DISPENSER

KSL00995

WALL-MOUNTED TOUCH-FREE ELECTRONIC SOAP DISPENSER FOR NON-PROPRIETARY FOAMING SOAP

FEATURES:

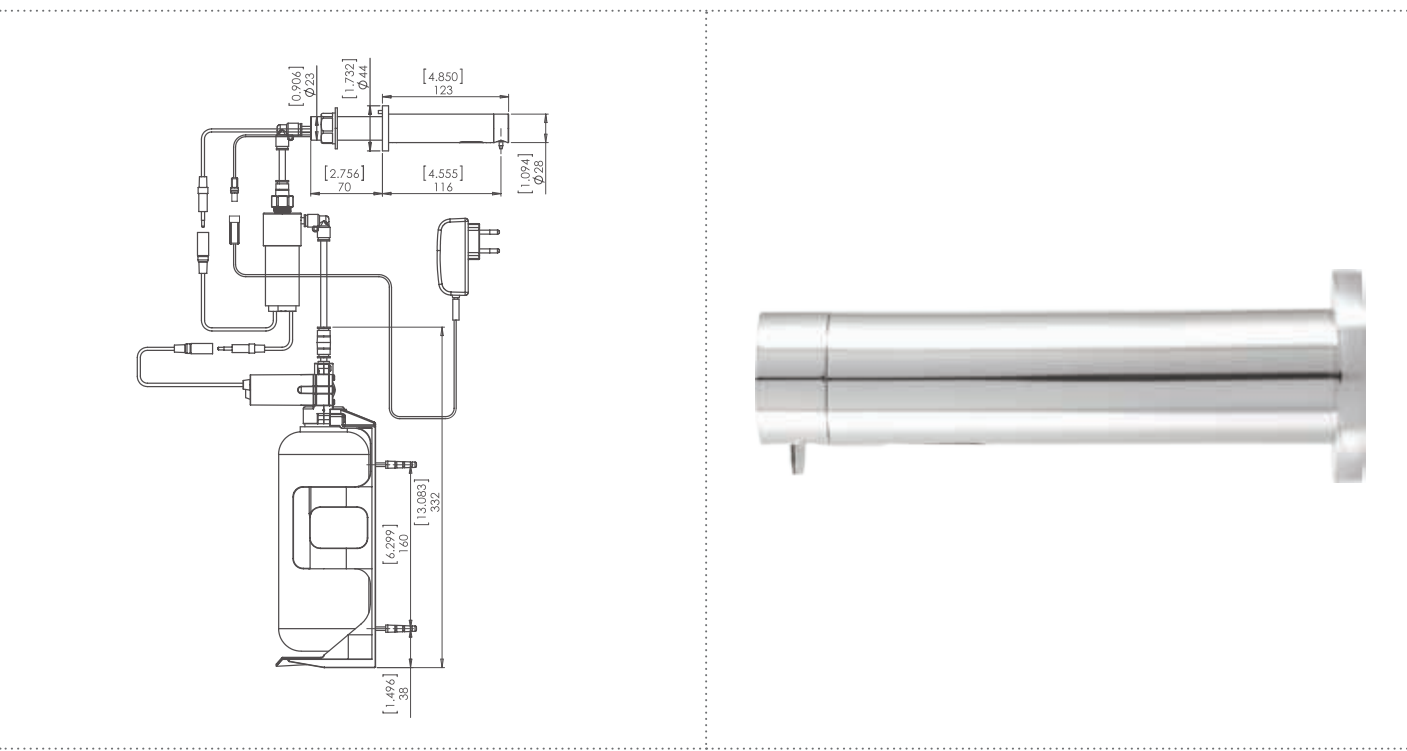
- 100% Heavy duty one piece brass body
- IR sensor
- Anti rotation pin
- Peristaltic pump

OPTIONS:

- One (1) liter soap bottle
- Five (5) liter soap tank
- Multiple soap dispensers installation (up to six (6) dispensers) with a single five (5) liter tank
- Matching IR operated faucet
- Remote control

ADVANTAGES:

- Drastically reduces soap consumption
- Cross contamination protection - no physical contact
- Clog and backflow prevention - with designated peristaltic pump
- Adjustable Soap and air dosage for increased “foamability” - by remote control
- Maximized savings - can be used with any non-proprietary foaming soap
- Easy to install and refill
- Ideal for heavy traffic locations
- Matching IR operated faucet



TECHNICAL DATA	
Installation	Wall Mounted
Material	Chrome plated brass
Soap dosage	Configured. Soap and air mix quantity can be changed using the remote control
Power source options	12 V transformer

WALL-MOUNTED TOUCH-FREE LAVATORY FAUCET  
WITH MIXER TO ADJUST THE TEMPERATURE

FEATURES:

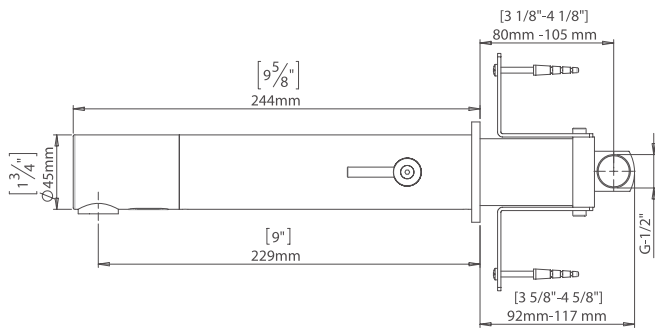
- 100% Heavy duty brass body
- Operated by IR sensor. Solenoid valve, sensor and battery are integrated in the spout
- Low battery indicator

OPTIONS:

- Remote control

ADVANTAGES:

- Drastically reduces water consumption
- No physical contact. Helps to protect users against cross contamination
- Modern, uncompromisingly minimalistic with no disruptive elements
- Sensor settings adjustable by remote control
- Easy installation
- Matching IR operated soap dispenser



TECHNICAL DATA	
Installation	Wall Mounted
Material	Chrome plated brass
Water temperature	Cold and hot water
Sensor range	Self adjusting sensor. Can be also adjusted using the remote control
Flow restrictor	6 l/min. 1.89 l/min and other options available
Security time	The faucet will automatically shut off after a 90 seconds flow time has passed Adjustable with the remote control
Operating water pressure	0.5 - 8.0 bar
Power source options	Internal 9 V Lithium battery



MORELLA FAUCET AND RONDA SOAP DISPENSER

WALL-MOUNTED TOUCH-FREE LAVATORY  
FOR COLD OR PREMIXED WATER

FEATURES:

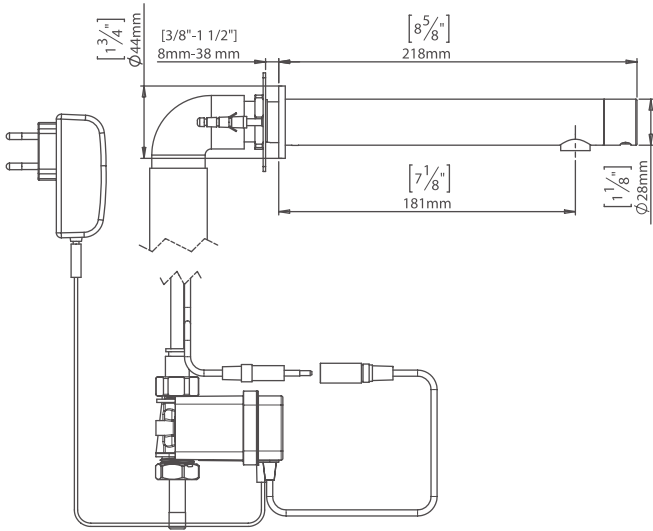
- 100% Heavy duty brass body
- Operated by IR sensor.
- Low battery indicator

OPTIONS:

- Remote control

ADVANTAGES:

- Drastically reduces water consumption
- No physical contact. Helps to protect users against cross contamination
- Modern, uncompromisingly minimalistic with no disruptive elements
- Sensor settings adjustable by remote control
- Easy installation
- Matching IR operated soap dispenser



TECHNICAL DATA	
Installation	Wall Mounted
Material	Chrome plated brass
Water temperature	Cold or premixed water
Sensor range	Self adjusting sensor. Can be also adjusted using the remote control
Flow restrictor	5 l/min. Optional: 1.89 l/min
Security time	The faucet will automatically shut off after a 90 seconds flow time has passed Adjustable with the remote control
Operating water pressure	0.5 - 8.0 bar
Power source options	<ul style="list-style-type: none"><li>• 9V Battery box</li><li>• 9V transformer</li><li>• 9V transformer with 9V Lithium battery back up</li></ul>

WALL-MOUNTED TOUCH-FREE LAVATORY FAUCET  
FOR COLD OR PREMIXED WATER

FEATURES:

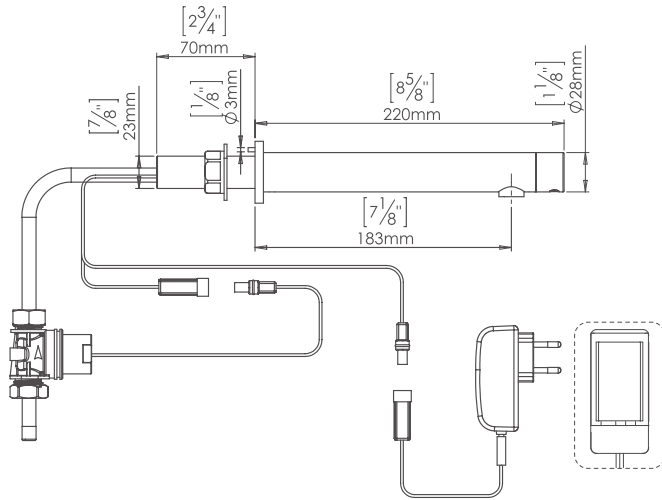
- 100% Heavy duty brass body
- Operated by IR sensor.
- Low battery indicator

OPTIONS:

- Remote control

ADVANTAGES:

- Drastically reduces water consumption
- No physical contact. Helps to protect users against cross contamination
- Modern, uncompromisingly minimalistic with no disruptive elements
- Sensor settings adjustable by remote control
- Easy installation
- Matching IR operated soap dispenser



TECHNICAL DATA	
Installation	Wall Mounted
Material	Chrome plated brass
Water temperature	Cold or premixed water
Sensor range	Self adjusting sensor. Can be also adjusted using the remote control
Flow restrictor	5 l/min. Optional: 1.89 l/min
Security time	The faucet will automatically shut off after a 90 seconds flow time has passed Adjustable with the remote control
Operating water pressure	0.5 - 8.0 bar
Power source options	<ul style="list-style-type: none"><li>• IP67 battery box with 6 x 1.5V AA batteries</li><li>• 9V transformer</li></ul>



ESPEJO SOAP DISPENSER

KSL00970

TOUCH-FREE ELECTRONIC SOAP DISPENSER

FEATURES:

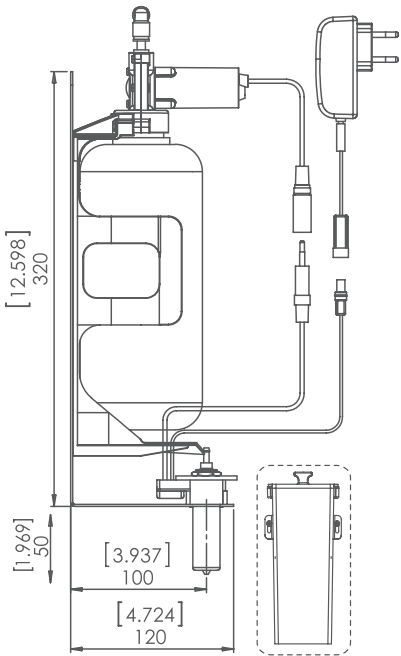
- IR sensor
- Peristaltic pump

OPTIONS:

- Remote control

ADVANTAGES:

- Drastically reduces soap consumption
- Cross contamination protection - no physical contact
- Clog and backflow prevention - with designated peristaltic pump
- Accurate soap dosage - adjustable by remote control
- Maximized savings - can be used with any non-proprietary soap
- Easy to install and refill
- Matching IR operated faucet



TECHNICAL DATA	
Installation	Wall Mounted
Material	Stainless steel frame, brass nozzle
Soap dosage	Configured. Four different soap dosages can be set using the remote control
Power source options	<ul style="list-style-type: none"><li>• Battery box for 6 D 1.5 V Alkaline batteries</li><li>• 12 V transformer</li></ul>

ESPEJO FAUCET

KSL00943

TOUCH-FREE ELECTRONIC LAVATORY FAUCET  
FOR COLD OR PREMIXED WATER

FEATURES:

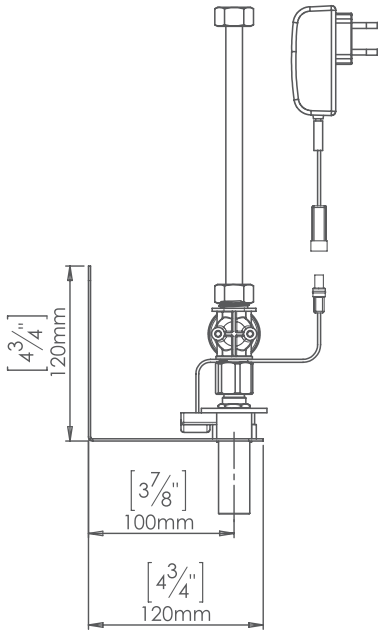
- 100% Heavy duty brass body
- Operated by IR sensor
- Low battery indicator

OPTIONS:

- Remote control

ADVANTAGES:

- Drastically reduces water consumption
- No physical contact. Helps to protect users against cross contamination
- Sensor settings adjustable by remote control
- Easy installation
- Matching IR operated soap dispenser



TECHNICAL DATA	
Installation	Wall Mounted
Material	Stainless steel base, brass spout
Water temperature	Cold or premixed water
Sensor range	Configured. Can be also adjusted using the remote control
Flow restrictor	5 l/min. Optional: 1.89 l/min
Security time	The faucet will automatically shut off after a 90 seconds flow time has passed Adjustable with the remote control
Operating water pressure	0.5 - 8.0 bar
Power source options	<ul style="list-style-type: none"><li>• 9V Battery box</li><li>• 9V transformer</li></ul>



ESPEJO MODULE

KSL00492

TOUCH-FREE FAUCET, TOUCH-FREE SOAP OR FOAM DISPENSER AND HAND DRIER FOR INTEGRATION BEHIND THE MIRROR

TAILORED TO YOUR NEEDS

The ESPEJO MODULE complete version includes a touch-free soap or foam dispenser, faucet, thermostatic mixing valve and hand dryer. Each component can be delivered individually and any combination is possible.



DESIGNER FRIENDLY

- Concealed behind the mirror for a clean minimalist design

CONTRACTOR FRIENDLY

- Easy installation with a stainless steel frame to be fixed to the wall.

USER FRIENDLY

- Ideal touch-free soap-water-air cycle
- Helps to prevent cross contamination

COST FRIENDLY

- Reduces water and soap consumption
- Can be used with non-proprietary soap

ECO FRIENDLY

- Conserves water and reduces soap waste
- Maximizes LEED rating

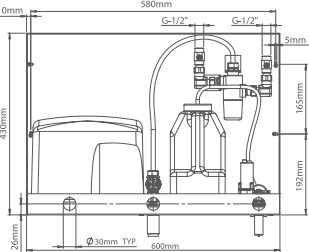
STAFF FRIENDLY

- Quick and easy maintenance and refill



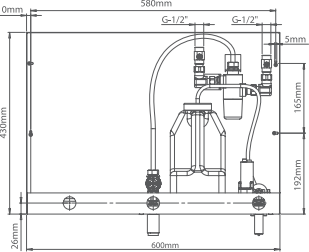
ESPEJO MODULE

Complete system including hand dryer (1), thermostatic mixing valve (2), touch-free faucet (3) and liquid soap dispenser (4)



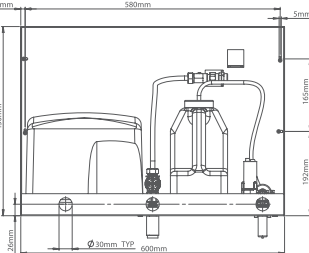
ESPEJO MODULE WITHOUT HAND DRYER

Modular system including thermostatic mixing valve (2), touch-free faucet (3) and liquid soap dispenser (4)



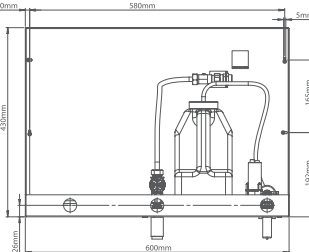
ESPEJO MODULE WITHOUT THERMOSTATIC MIXER

Modular system including hand dryer (1), touch-free faucet (3) and liquid soap dispenser (4)



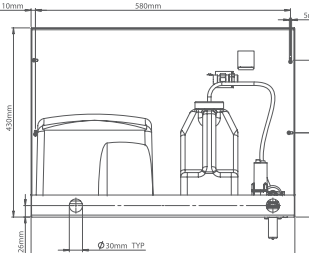
ESPEJO MODULE WITHOUT HAND DRYER AND THERMOSTATIC MIXING VALVE

Modular system including touch-free faucet (3) and liquid soap dispenser (4)



ESPEJO MODULE WITHOUT FAUCET

Modular system including hand dryer (1) and liquid soap dispenser (4)



Power supply: Transformer

KSL00492

PROFFESIONAL SYSTEMS FOR MULTIPLE SOAP DISPENSER INSTALLATION

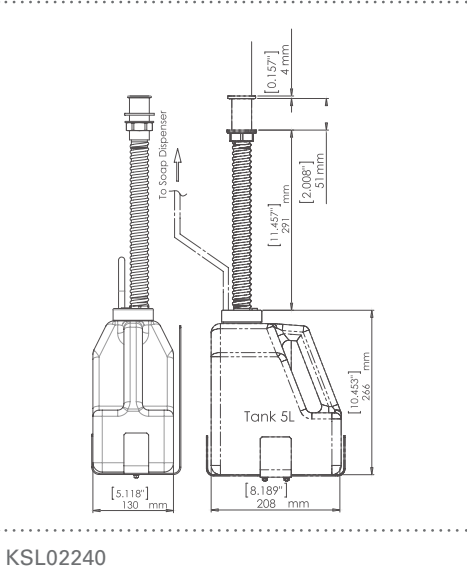
ALLOWS TO INSTALL UP TO 6 SOAP DISPENSERS TOGETHER TO BE FEEDED SIMULTANEOUSLY FROM THE 5 LITERS TANK THAT INCLUDES A STAINLESS STEEL SUPPORT



Vandal-resistant chrome-plated top filling brass mechanism

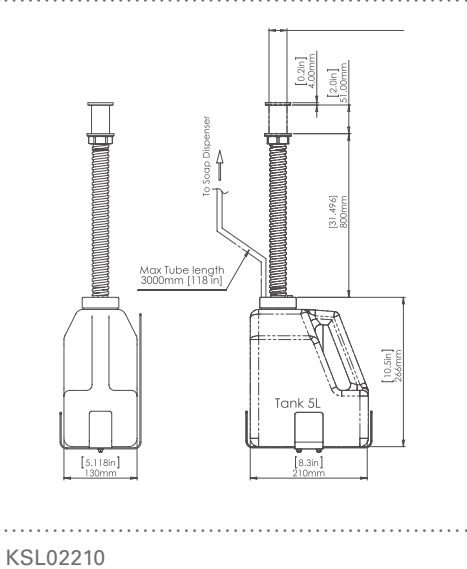
LED light soap level indicator

Included power splitter for MF soap dispenser transformer



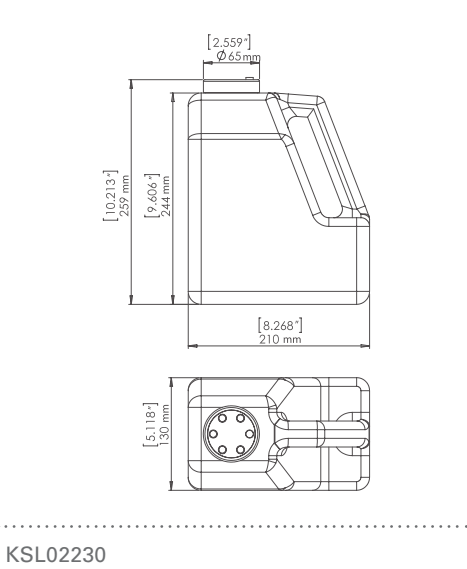
Vandal-resistant chrome-plated top filling brass mechanism

Available for transformer powered MF soap dispensers



For multiple soap dispensers installation without connecting a top filling mechanism through the deck

Available for transformer powered MF soap dispensers



OPTIONAL: DOT ILLUMINATION FOR SOAP LEVEL INDICATION

Green: enough soap in tank  
Orange: low soap level  
Red: empty tank

CHROME PLATED FULL BRASS TOP FILLING MECHANISM

FLEXIBLE INTAKE PIPE

SOAP COVER WITH UP TO 6 PIPES

5 LITERS SOAP TANK WITH STAINLESS STEEL SUPPORT

CHROME PLATED FULL BRASS LOCKABLE COVER

MF TOUCH FREE SOAP DISPENSER

PERISTALTIC PUMP (PART OF THE MF SOAP DISPENSER)

12V TRANSFORMER

POWER SPLITTER SOAP & WATER

PROFFESIONAL TOP FILL SYSTEM

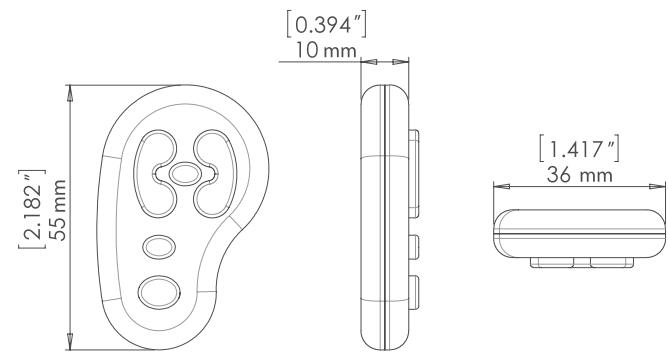


LIQUID SOAP DISPENSERS REMOTE CONTROL

KSL01060

Kassel’s soap dispensers are installed in different location around the world, each with different requirements. The ability to change the dispensers’ setting provides a wide range customization options.

- Adjustable settings:
- Soap dosage
  - Temporary shutoff function
  - Soap tank refill
  - Reset to factory settings

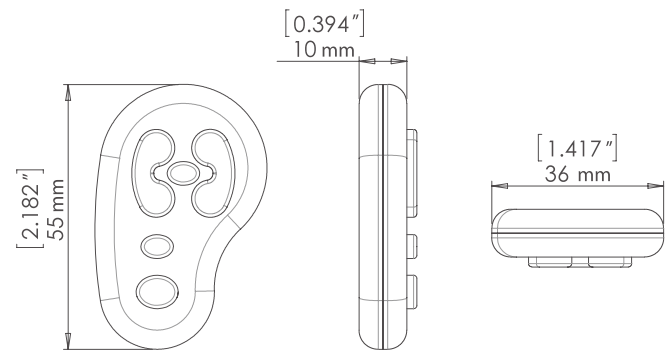


FOAM SOAP DISPENSERS REMOTE CONTROL

KSL01031

Kassel’s soap dispensers are installed in different location around the world, each with different requirements. The ability to change the dispensers’ setting provides a wide range customization options.

- Adjustable settings:
- Soap dosage
  - Air quantity
  - Temporary shutoff function
  - Soap tank refill
  - Reset to factory settings



FAUCET REMOTE CONTROL

KSL01030

Allows easy maintenance of extensive installations requiring custom settings. The remote control allows adjustment of sensor features for all Kassel electronic products, while some functions require a compatible product model.

- The following functions can be changed:
- |                               |                         |
|-------------------------------|-------------------------|
| • Sensor range                | • Delay in              |
| • Self-adjusting sensor range | • Delay out             |
| • Security time               | • 24 hour hygiene flush |
| • Short flow time             | • Lock out time         |
| • Flow time                   | • Temporary on-off      |
|                               | • Reset                 |



# KASSEL TMV

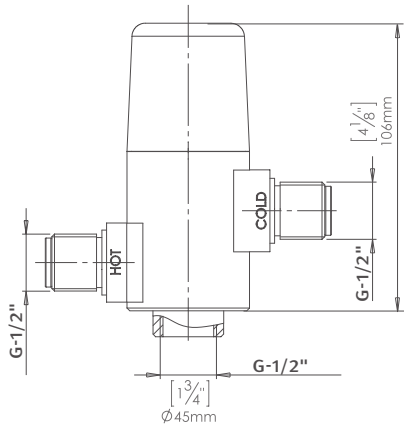
KSL01040

**FEATURES:**

Thermostatic mixing valve. Shuts off the water flow in case of higher temperature than the preset value. To be used with faucets for premixed water and as a regulation valve to reduce water temperature from the hot water inlet. Can also be used in other various applications requiring a preset water temperature.

**ADVANTAGES:**

- Includes built in filters and check valves.
- Easy installation
- Thermostatic control for optimum temperature
- Can accommodate connection of up to three (3) faucets.



# KASSEL MMV

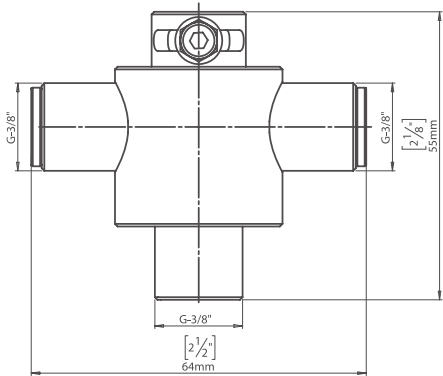
KSL01050

**FEATURES:**

Mechanical mixing valve. To be used with faucets for premixed water as well as in other various applications requiring mixing of water temperature.

**ADVANTAGES:**

- Includes built in filters and check valves.
- Easy installation
- An easy-to-use adjustment allowing pre-mix of hot and cold water.
- Enables the technical staff to manually set the water temperature at any given time.





Kassel Sanitar, S.L. Avda. de Castilla,  
1 Polígono Industrial San Fernando de  
Henares 28830 Madrid, Spain  
Tel. +34 916 778 993 | Fax. +34 916 777 774  
[info@kassel.es](mailto:info@kassel.es) | [www.kassel.es](http://www.kassel.es)